

SECTION A TDOT SPONSORED PROJECTS

Funding & Expenditures Fiscal Years 2014 - 2017

Funding Sources	Fiscal Year 2014	Fiscal Year 2015	Fiscal Year 2016	Fiscal Year 2017	Total
STP Federal Funds	\$2,400,000	\$2,400,000	\$2,400,000	\$2,400,000	\$9,600,000
STP State Funds	\$600,000	\$600,000	\$600,000	\$600,000	\$2,400,000
Total STP Funds	\$3,000,000	\$3,000,000	\$3,000,000	\$3,000,000	\$12,000,000
HPP Federal Funds	\$7,500,000	\$0	\$0	\$0	\$7,500,000
HPP State Funds	\$1,875,000	\$0	\$0	\$0	\$1,875,000
Total HPP Funds	\$9,375,000	\$0	\$0	\$0	\$9,375,000
HSIP Federal Funds	\$2,700,000	\$2,700,000	\$2,700,000	\$2,700,000	\$10,800,000
HSIP State Funds	\$300,000	\$300,000	\$300,000	\$300,000	\$1,200,000
Total HSIP Funds	\$3,000,000	\$3,000,000	\$3,000,000	\$3,000,000	\$12,000,000
IMD Federal Funds	\$940,419	\$0	\$0	\$0	\$940,419
IMD State Funds	\$104,491	\$0	\$0	\$0	\$104,491
Total IMD Funds	\$1,044,910	\$0	\$0	\$0	\$1,044,910
NHPP Federal Funds	\$175,250,000	\$5,600,000	\$34,850,000	\$5,600,000	\$221,300,000
NHPP State Funds	\$23,250,000	\$1,400,000	\$4,650,000	\$1,400,000	\$30,700,000
Total NHPP Funds	\$198,500,000	\$7,000,000	\$39,500,000	\$7,000,000	\$252,000,000
Local Funds	\$3,000,000	\$0	\$0	\$0	\$3,000,000
Total Local Funds	\$3,000,000	\$0	\$0	\$0	\$3,000,000
TOTAL FUNDING	\$217,919,910	\$13,000,000	\$45,500,000	\$13,000,000	\$289,419,910
TOTAL EXPENDITURE	\$217,919,910	\$13,000,000	\$45,500,000	\$13,000,000	\$289,419,910
BALANCE	\$0	\$0	\$0	\$0	\$0

TABLE OF CONTENTS
INTRODUCTION
TDOT PROJECTS
MDOT PROJECTS
LOCAL TN PROJECTS
LOCAL MS PROJECTS
GMAQ PROJECTS
TRANSIT PROJECTS
APPENDICES

SECTION A

TDOT SPONSORED PROJECTS

Funding & Expenditures Fiscal Years 2014 - 2017

Funding Sources	Fiscal Year 2014	Fiscal Year 2015	Fiscal Year 2016	Fiscal Year 2017	Total
STP Federal Funds	\$2,400,000	\$2,400,000	\$2,400,000	\$2,400,000	\$9,600,000
STP State Funds	\$600,000	\$600,000	\$600,000	\$600,000	\$2,400,000
Total STP Funds	\$3,000,000	\$3,000,000	\$3,000,000	\$3,000,000	\$12,000,000
HPP Federal Funds	\$7,500,000	\$0	\$0	\$0	\$7,500,000
HPP State Funds	\$1,875,000	\$0	\$0	\$0	\$1,875,000
Total HPP Funds	\$9,375,000	\$0	\$0	\$0	\$9,375,000
HSIP Federal Funds	\$2,700,000	\$2,700,000	\$2,700,000	\$2,700,000	\$10,800,000
HSIP State Funds	\$300,000	\$300,000	\$300,000	\$300,000	\$1,200,000
Total HSIP Funds	\$3,000,000	\$3,000,000	\$3,000,000	\$3,000,000	\$12,000,000
IMD Federal Funds	\$940,419	\$0	\$0	\$0	\$940,419
IMD State Funds	\$104,491	\$0	\$0	\$0	\$104,491
Total IMD Funds	\$1,044,910	\$0	\$0	\$0	\$1,044,910
NHPP Federal Funds	\$175,250,000	\$5,600,000	\$62,050,000	\$5,600,000	\$248,500,000
NHPP State Funds	\$23,250,000	\$1,400,000	\$11,450,000	\$1,400,000	\$37,500,000
Total NHPP Funds	\$198,500,000	\$7,000,000	\$73,500,000	\$7,000,000	\$286,000,000
Local Funds	\$3,000,000	\$0	\$0	\$0	\$3,000,000
Total Local Funds	\$3,000,000	\$0	\$0	\$0	\$3,000,000
TOTAL FUNDING	\$217,919,910	\$13,000,000	\$79,500,000	\$13,000,000	\$323,419,910
TOTAL EXPENDITURE	\$217,919,910	\$13,000,000	\$79,500,000	\$13,000,000	\$323,419,910
BALANCE	\$0	\$0	\$0	\$0	\$0

TABLE OF CONTENTS

INTRODUCTION

TDOT PROJECTS

MDOT PROJECTS

LOCAL TN PROJECTS

LOCAL MS PROJECTS

CMAQ PROJECTS

TRANSIT PROJECTS

APPENDICES

SECTION C

LOCAL TENNESSEE SPONSORED PROJECTS

Funding & Expenditures Fiscal Years 2014 - 2017

Funding Sources	Fiscal Year 2014	Fiscal Year 2015	Fiscal Year 2016	Fiscal Year 2017	Total
Carry Over Funds (Federal STP)	\$67,363,970	\$50,978,539	\$23,895,977	\$12,243,897	\$67,363,970
Annual STP-M Federal Funds	\$15,240,318	\$15,270,847	\$15,270,847	\$15,270,847	\$61,052,859
Total STP-M Federal Funding	\$82,604,288	\$66,249,386	\$39,166,824	\$27,514,744	\$128,416,829
STP-M State Funds	\$43,000	\$342,000	\$680,000	\$0	\$1,065,000
STP-M Local Funds	\$7,187,391	\$9,542,181	\$5,560,061	\$5,731,061	\$28,020,692
STP-M Expenditure	\$38,856,140	\$52,237,590	\$33,162,988	\$31,620,988	\$155,877,704
STP-S Federal Funds	\$6,960,000	\$0	\$0	\$0	\$6,960,000
STP-S State Funds	\$1,740,000	\$0	\$0	\$0	\$1,740,000
STP-S Expenditure	\$8,700,000	\$0	\$0	\$0	\$8,700,000
CMAQ Federal Funds	\$3,507,000	\$0	\$0	\$0	\$3,507,000
CMAQ Local Funds	\$1,584,637	\$0	\$0	\$0	\$1,584,637
CMAQ Expenditure	\$5,091,637	\$0	\$0	\$0	\$5,091,637
ENH Federal Funds	\$6,252,022	\$85,600	\$0	\$458,824	\$6,796,446
ENH State Funds	\$0	\$1,000	\$0	\$0	\$1,000
ENH Local Funds	\$1,563,007	\$20,400	\$0	\$114,706	\$1,698,113
ENH Expenditure	\$7,815,029	\$107,000	\$0	\$573,530	\$8,495,559
FBD Federal Funds	\$800,000	\$0	\$0	\$0	\$800,000
FBD Local Funds	\$200,000	\$0	\$0	\$0	\$200,000
FBD Expenditure	\$1,000,000	\$0	\$0	\$0	\$1,000,000
NHPP Federal Funds	\$3,760,000	\$5,440,000	\$27,200,000	\$12,400,000	\$48,800,000
NHPP State Funds	\$940,000	\$1,360,000	\$6,800,000	\$3,100,000	\$12,200,000
NHPP Expenditure	\$4,700,000	\$6,800,000	\$34,000,000	\$15,500,000	\$61,000,000
HPP Federal Funds	\$3,653,116	\$0	\$3,438,838	\$10,665,271	\$17,757,225
HPP Local Funds	\$913,279	\$0	\$859,710	\$2,666,318	\$4,439,307
HPP Expenditure	\$4,566,395	\$0	\$4,298,548	\$13,331,589	\$22,196,532
DEMO Federal Funds	\$3,001,785	\$3,174,414	\$0	\$0	\$6,176,199
DEMO Expenditure	\$3,001,785	\$3,174,414	\$0	\$0	\$6,176,199
SRTS Federal Funds	\$224,125	\$0	\$0	\$0	\$224,125
SRTS Expenditure	\$224,125	\$0	\$0	\$0	\$224,125
TAP Federal Funds	\$2,312,609	\$0	\$0	\$0	\$2,312,609
TAP Local Funds	\$578,152	\$0	\$0	\$0	\$578,152
TAP Expenditure	\$2,890,761	\$0	\$0	\$0	\$2,890,761
TAP-S Federal Funds	\$777,491	\$0	\$0	\$0	\$777,491
TAP-S Local Funds	\$287,630	\$0	\$0	\$0	\$287,630
TAP-S Expenditure	\$1,065,121	\$0	\$0	\$0	\$1,065,121
TCSP Federal Funds	\$225,000	\$0	\$0	\$0	\$225,000
TCSP Local Funds	\$56,250	\$0	\$0	\$0	\$56,250
TCSP Expenditure	\$281,250	\$0	\$0	\$0	\$281,250
TIGER IV Federal Funds	\$14,939,000	\$0	\$0	\$0	\$14,939,000
TIGER IV Local / Private Funds	\$15,325,049	\$0	\$0	\$0	\$15,325,049
TIGER IV State Funds	\$2,000,000	\$0	\$0	\$0	\$2,000,000
TIGER IV Expenditure	\$32,264,049	\$0	\$0	\$0	\$32,264,049
FTA (5309) Federal Funds	\$2,200,000	\$0	\$0	\$0	\$2,200,000
FTA (5309) Local Funds	\$550,000	\$0	\$0	\$0	\$550,000
FTA 5309 Expenditure	\$2,750,000	\$0	\$0	\$0	\$2,750,000
TOTAL FUNDING	\$164,184,830	\$86,214,981	\$83,705,433	\$62,650,924	\$309,637,754
TOTAL EXPENDITURE	\$113,206,291	\$62,319,004	\$71,461,536	\$61,026,107	\$308,012,937
BALANCE	\$50,978,539	\$23,895,977	\$12,243,897	\$1,624,817	\$1,624,817

SECTION C

LOCAL TENNESSEE SPONSORED PROJECTS

Funding & Expenditures Fiscal Years 2014 - 2017

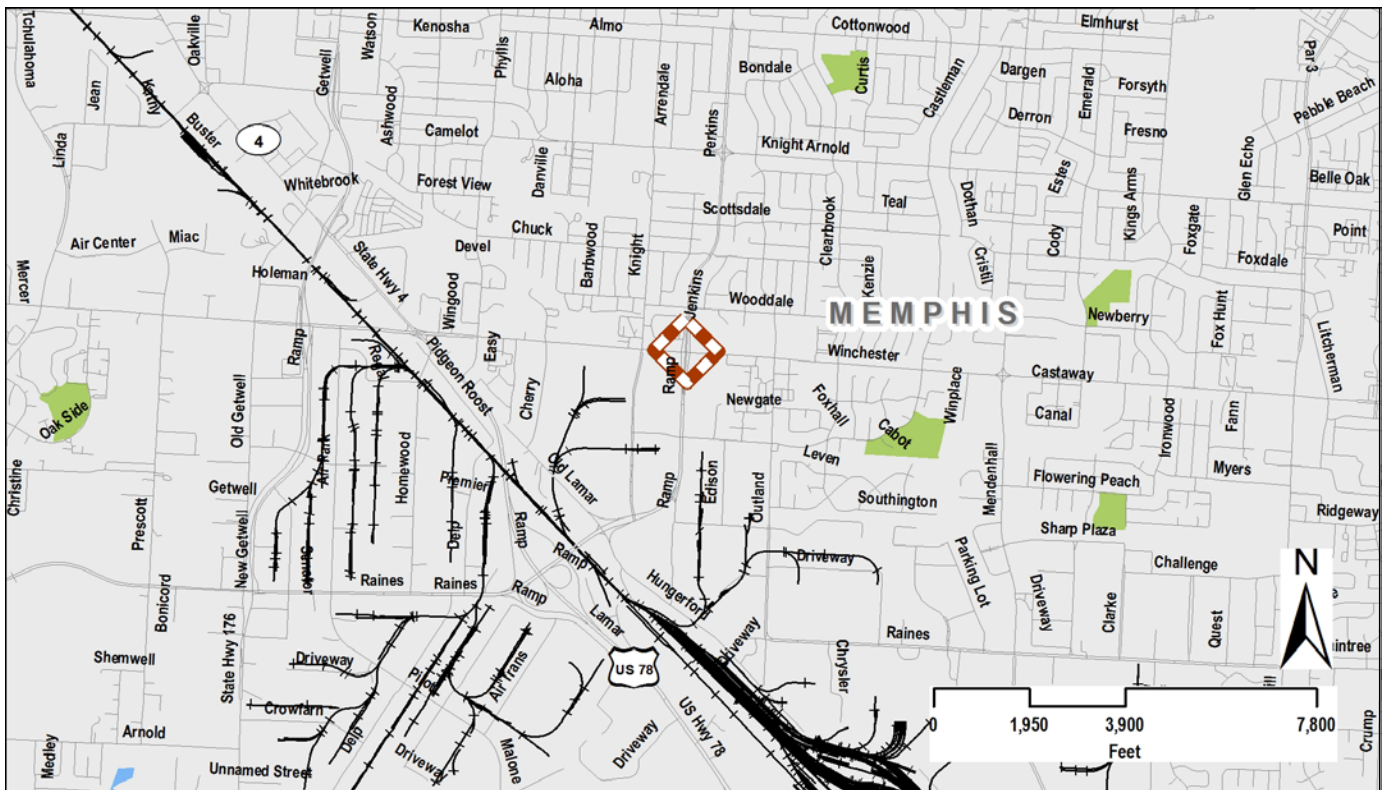
Funding Sources	Fiscal Year 2014	Fiscal Year 2015	Fiscal Year 2016	Fiscal Year 2017	Total
Carry Over Funds (Federal STP)	\$67,363,970	\$50,978,539	\$21,175,977	\$12,243,897	\$67,363,970
Annual STP-M Federal Funds	\$15,240,318	\$15,270,847	\$15,270,847	\$15,270,847	\$61,052,859
Total STP-M Federal Funding	\$82,604,288	\$66,249,386	\$36,446,824	\$27,514,744	\$128,416,829
STP-M State Funds	\$43,000	\$342,000	\$0	\$0	\$385,000
STP-M Local Funds	\$7,187,391	\$10,222,181	\$5,560,061	\$5,731,061	\$28,700,692
STP-M Expenditure	\$38,856,140	\$55,637,590	\$29,762,988	\$31,620,988	\$155,877,704
STP-S Federal Funds	\$6,960,000	\$0	\$0	\$0	\$6,960,000
STP-S State Funds	\$1,740,000	\$0	\$0	\$0	\$1,740,000
STP-S Expenditure	\$8,700,000	\$0	\$0	\$0	\$8,700,000
CMAQ Federal Funds	\$3,507,000	\$0	\$0	\$0	\$3,507,000
CMAQ Local Funds	\$1,584,637	\$0	\$0	\$0	\$1,584,637
CMAQ Expenditure	\$5,091,637	\$0	\$0	\$0	\$5,091,637
ENH Federal Funds	\$6,252,022	\$85,600	\$0	\$458,824	\$6,796,446
ENH State Funds	\$0	\$1,000	\$0	\$0	\$1,000
ENH Local Funds	\$1,563,007	\$20,400	\$0	\$114,706	\$1,698,113
ENH Expenditure	\$7,815,029	\$107,000	\$0	\$573,530	\$8,495,559
FBD Federal Funds	\$800,000	\$0	\$0	\$0	\$800,000
FBD Local Funds	\$200,000	\$0	\$0	\$0	\$200,000
FBD Expenditure	\$1,000,000	\$0	\$0	\$0	\$1,000,000
NHPP Federal Funds	\$3,760,000	\$5,440,000	\$0	\$12,400,000	\$21,600,000
NHPP State Funds	\$940,000	\$1,360,000	\$0	\$3,100,000	\$5,400,000
NHPP Expenditure	\$4,700,000	\$6,800,000	\$0	\$15,500,000	\$27,000,000
HPP Federal Funds	\$3,653,116	\$0	\$3,438,838	\$10,665,271	\$17,757,225
HPP Local Funds	\$913,279	\$0	\$859,710	\$2,666,318	\$4,439,307
HPP Expenditure	\$4,566,395	\$0	\$4,298,548	\$13,331,589	\$22,196,532
DEMO Federal Funds	\$3,001,785	\$3,174,414	\$0	\$0	\$6,176,199
DEMO Expenditure	\$3,001,785	\$3,174,414	\$0	\$0	\$6,176,199
SRTS Federal Funds	\$224,125	\$0	\$0	\$0	\$224,125
SRTS Expenditure	\$224,125	\$0	\$0	\$0	\$224,125
TAP Federal Funds	\$2,312,609	\$0	\$0	\$0	\$2,312,609
TAP Local Funds	\$578,152	\$0	\$0	\$0	\$578,152
TAP Expenditure	\$2,890,761	\$0	\$0	\$0	\$2,890,761
TAP-S Federal Funds	\$777,491	\$0	\$0	\$0	\$777,491
TAP-S Local Funds	\$287,630	\$0	\$0	\$0	\$287,630
TAP-S Expenditure	\$1,065,121	\$0	\$0	\$0	\$1,065,121
TCSP Federal Funds	\$225,000	\$0	\$0	\$0	\$225,000
TCSP Local Funds	\$56,250	\$0	\$0	\$0	\$56,250
TCSP Expenditure	\$281,250	\$0	\$0	\$0	\$281,250
TIGER IV Federal Funds	\$14,939,000	\$0	\$0	\$0	\$14,939,000
TIGER IV Local / Private Funds	\$15,325,049	\$0	\$0	\$0	\$15,325,049
TIGER IV State Funds	\$2,000,000	\$0	\$0	\$0	\$2,000,000
TIGER IV Expenditure	\$32,264,049	\$0	\$0	\$0	\$32,264,049
FTA (5309) Federal Funds	\$2,200,000	\$0	\$0	\$0	\$2,200,000
FTA (5309) Local Funds	\$550,000	\$0	\$0	\$0	\$550,000
FTA 5309 Expenditure	\$2,750,000	\$0	\$0	\$0	\$2,750,000
TOTAL FUNDING	\$164,184,830	\$86,894,981	\$46,305,433	\$62,650,924	\$275,637,754
TOTAL EXPENDITURE	\$113,206,291	\$65,719,004	\$34,061,536	\$61,026,107	\$274,012,937
BALANCE	\$50,978,539	\$21,175,977	\$12,243,897	\$1,624,817	\$1,624,817

TIP #	STP-M-2004-01	TDOT PIN #	107290	Horizon Year	E+C	Lead Agency	Memphis
County	Shelby	Length	0.3 miles	L RTP #	60020002	Conformity	Non-Exempt
Project Name	Winchester/Perkins Interchange					Total Cost	\$13,265,000
Termini/Intersection	Winchester at Perkins						

Project Description

Reconstruct interchange to allow for the removal of the center pier in Winchester and construct more travel lanes on Winchester. Project scope will include ADA accessible pedestrian improvements.

Obligated Funds	Fiscal Year	Type of Work	Funding Type	Total Funds	Fed Funds	State Funds	Local Funds
	2015	CONST	STP-M	\$8,600,000	\$6,880,000		\$1,720,000



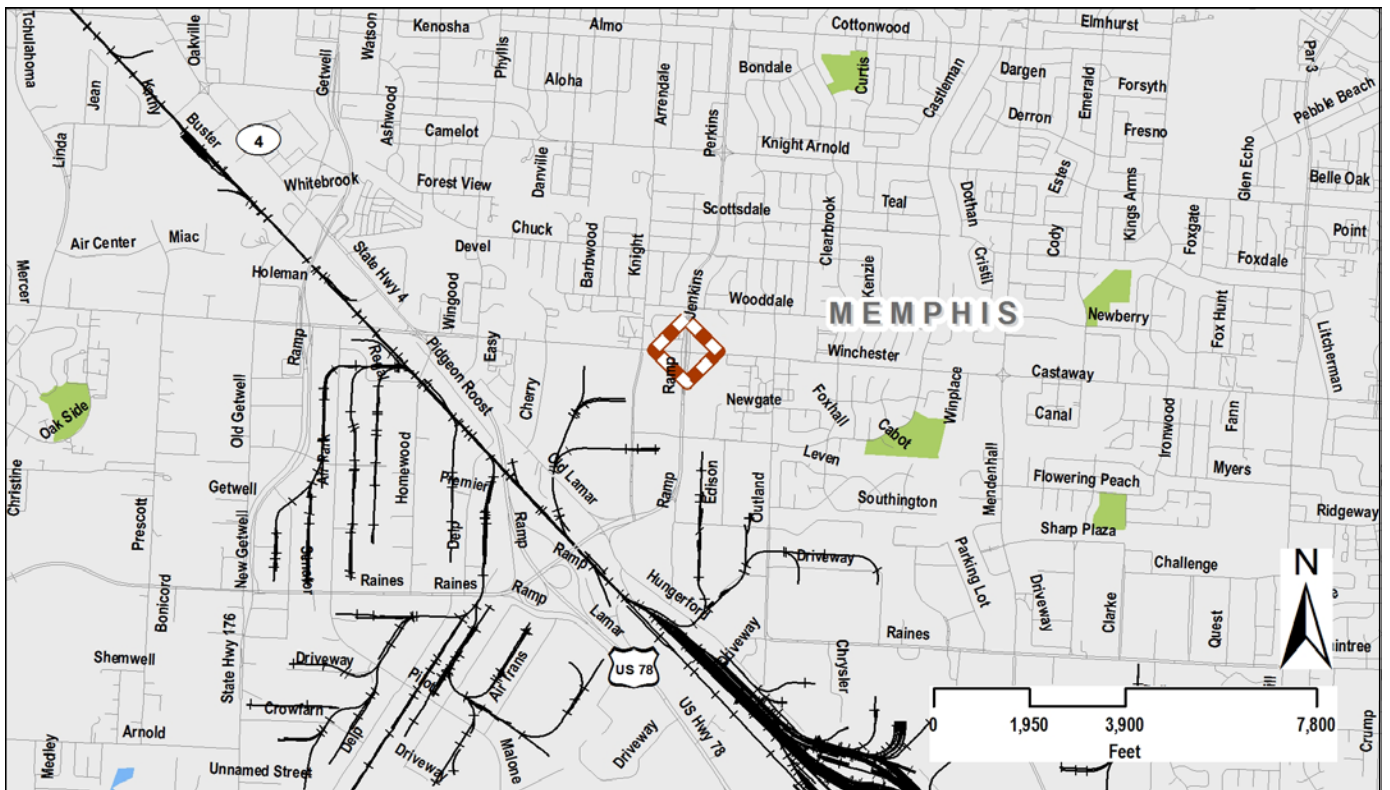
Remarks

TIP #	STP-M-2004-01	TDOT PIN #	107290	Horizon Year	E+C	Lead Agency	Memphis
County	Shelby	Length	0.3 miles	L RTP #	60020002	Conformity	Non-Exempt
Project Name	Winchester/Perkins Interchange					Total Cost	\$13,265,000
Termini/Intersection	Winchester at Perkins						

Project Description

Reconstruct interchange to allow for the removal of the center pier in Winchester and construct more travel lanes on Winchester. Project scope will include ADA accessible pedestrian improvements.

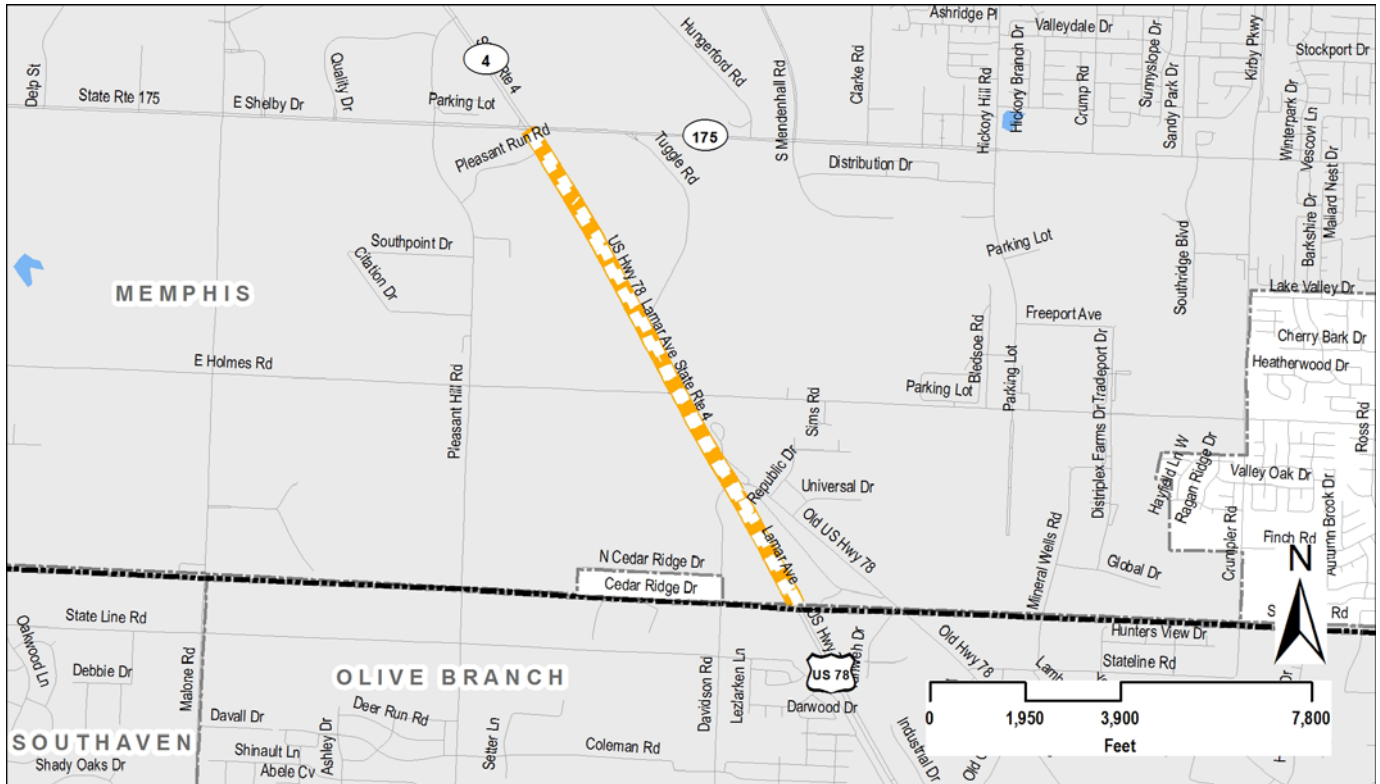
Obligated Funds	Fiscal Year	Type of Work	Funding Type	Total Funds	Fed Funds	State Funds	Local Funds
	2015	CONST	STP-M	\$12,000,000	\$9,600,000		\$2,400,000



Remarks

TIP #	TN-NHPP-2014-02	TDOT PIN #	100339.01	Horizon Year	2020	Lead Agency	TDOT
County	Shelby	Length	1.1	L RTP #	00820028-00820030	Conformity	Non-Exempt
Project Name	SR-4 (US-78 / Lamar Avenue)					Total Cost	\$72,000,000
Termini/Intersection	Mississippi state line to South of Shelby Drive						
Project Description	Reconstruct and widen from 4 lanes to 6 lanes (divided).						

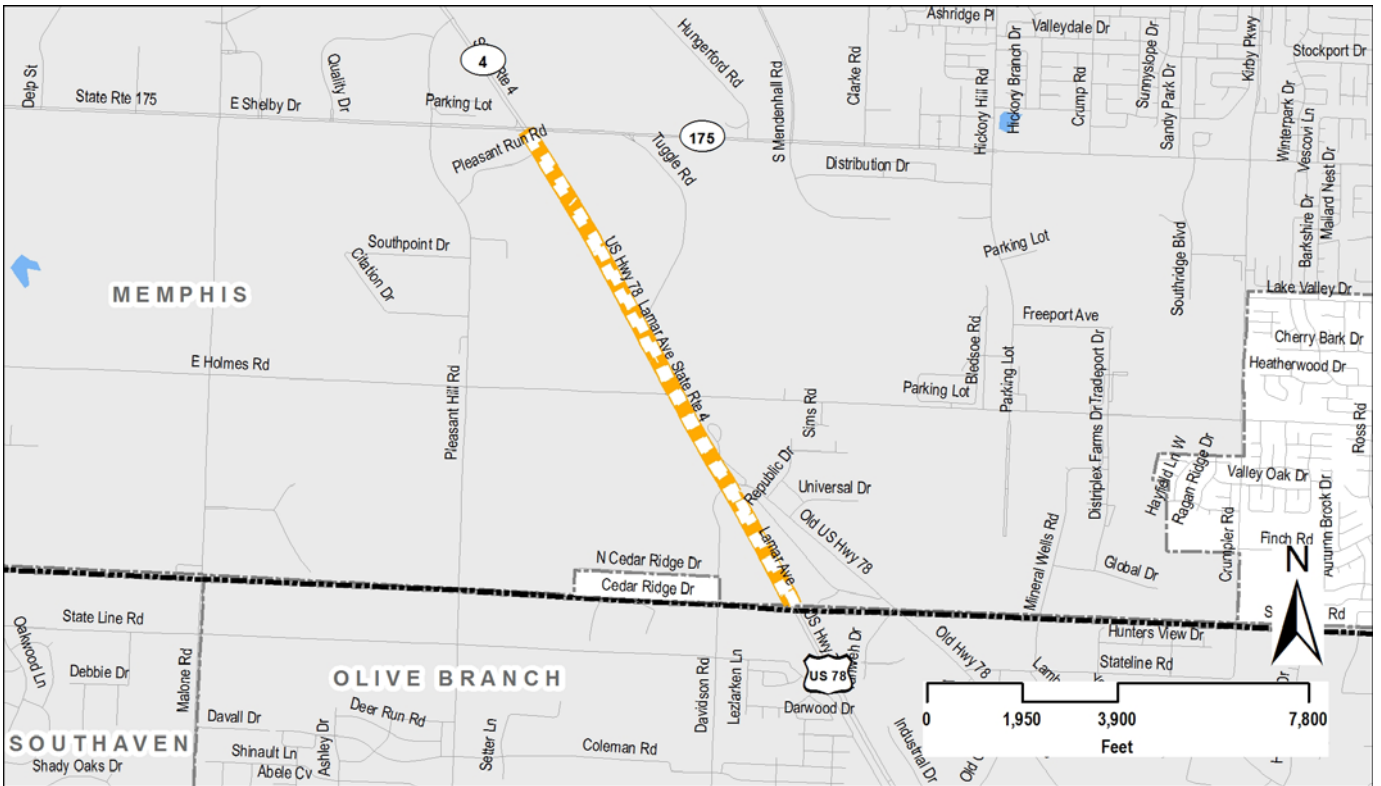
Obligated Funds	Fiscal Year	Type of Work	Funding Type	Total Funds	Fed Funds	State Funds	Local Funds
	2016	ROW	NHPP	\$34,000,000	\$27,200,000	\$6,800,000	
	2016	ROW	STP-M	\$3,400,000	\$2,720,000	\$680,000	



Remarks

TIP #	TN-NHPP-2014-02	TDOT PIN #	100339.01	Horizon Year	2020	Lead Agency	TDOT
County	Shelby	Length	1.1	L RTP #	00820028-00820030	Conformity	Non-Exempt
Project Name	SR-4 (US-78 / Lamar Avenue)					Total Cost	\$72,000,000
Termini/Intersection	Mississippi state line to South of Shelby Drive						
Project Description	Reconstruct and widen from 4 lanes to 6 lanes (divided).						

Obligated Funds	Fiscal Year	Type of Work	Funding Type	Total Funds	Fed Funds	State Funds	Local Funds
	2016	ROW	NHPP	\$34,000,000	\$27,200,000	\$6,800,000	



Remarks